

Signet 8059 External Relay Modules

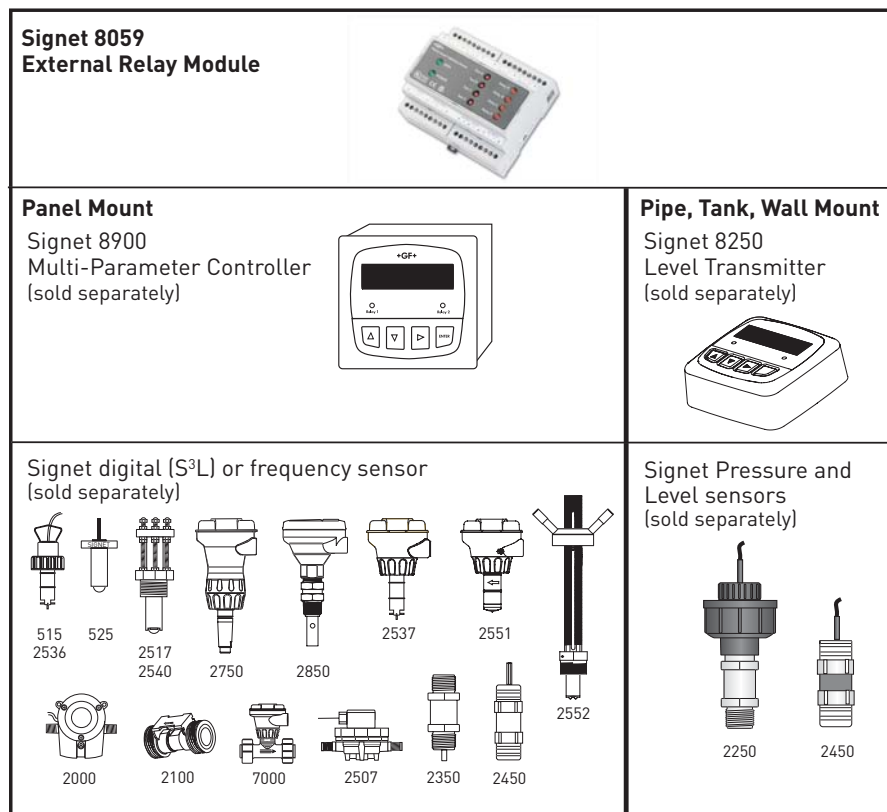


Description

Signet 8059 External Relay Modules supplement the output capabilities of certain host instruments such as the Signet 8900 Multi-Parameter Controller. AC-powered versions accept universal line voltage, and also provide 24 VDC output that can be used to power the host instrument or other device(s).

The host instrument controls relay operation by way of a single digital (S³L) connection. The compact plastic housing is DIN rail mountable and includes LED annunciators for each relay, plus one each for power-on and data transfer or test mode.

System Overview



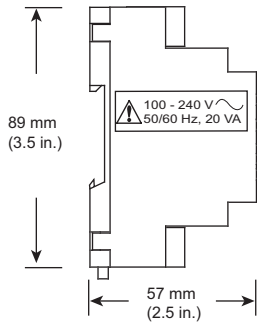
Features

- External relays controlled by host instrument
- AC and DC powered versions
- DC power output (AC versions)
- DC power pass-through (DC versions) to simplify wiring
- Digital (S³L) pass-through to simplify sensor wiring
- Red LED annunciators for each relay
- Green LED indicators for power and digital (S³L) data transfer
- Relays may be tested locally, and also via the host instrument

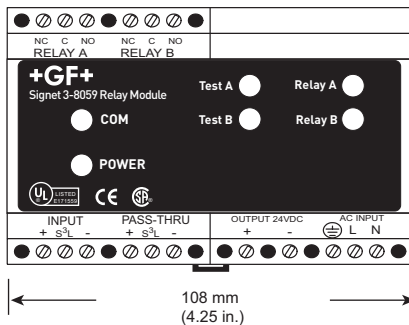




Dimensions



Side View



Face View (3-8059-2 shown)

Specifications

General

Input: Digital (S³L) via host instrument
 Type: DIN rail mountable
 Terminals: Standard screw-type

Material

Enclosure: Noryl® UL 94 V-0

Electrical

Power Requirements:

- 8059-2AC, -4AC:
100-240 VAC ± 10%, 50/60 Hz, 20VA
- 8059-2, -4: 12 to 24 VDC

DC output

- 8059-2AC, -4AC:
24 VDC regulated, 300 mA
- 8059-2:
Pass-through: DC input minus 0.7 volts
(12VDC in = 11.3 VDC out)

Electrical (continued)

Isolation: > 5,000 Vrms

Relays:

- Type: SPDT 250VAC/30VDC/5A
- Resolution: 2 ms (in pulse model)
- Response Time: < 100 ms
- Annunciators: Red LED, 1 per relay

Environmental

Operating Temperature:

-10°C to 55°C (14°F to 131°F)

Storage Temperature:

-20°C to 85°C (-4°F to 185°F)

Relative Humidity:

0 to 90% (non-condensing)

Maximum Altitude: 2,000 m (6,561 ft.)

Shipping Weight: 0.37 kg (0.8 lb.)

Standards and approvals

- CE, UL listed
- Manufactured under ISO 9001:2000 for Quality and ISO 14001:2004 for Environmental Management

Model 8059

Ordering Information:

- 1) Use an RC filter kit to protect relays from voltage spikes
- 2) DIN railing and clips are available for mounting a relay module.
- 3) The -AC version will supply enough voltage to power the 8900 when using the 12-24 VDC power module.

Please refer to **Wiring, Installation and Accessories** sections for more information.

Ordering Information

Part Number			
3-8059	External Relay Module		
	Relay Options - Choose one		
	-2	2 Relay module	
	-4	4 Relay module	
		Power input and output options - Choose one	
	-	12 to 24 VDC with pass-through DC output (minus 0.7 volts)	
	-AC	100 to 240 VAC with 24 VDC output	
3-8059	-2	-	Example Part Number

Mfr. Part No.	Code	Mfr. Part No.	Code
3-8059-2	159 000 770	3-8059-4	159 000 772
3-8059-2AC	159 000 771	3-8059-4AC	159 000 773

Accessories and Replacement Parts

Mfr. Part No.	Code	Description
3-8050.396	159 000 617	RC Filter Kit for relay use (2 per kit)
6205-0002	159 000 858	DIN Rail, 1 meter
6205-0003	159 000 859	End Clip, DIN Rail

Noryl® is a registered trademark of GE Plastics